


SWIFT 18



“... one of the most exciting new developments in sailing for years.”

The

SWIFT 18


.... BRINGS BACK THE FUN TO SAILING

Whether you are an occasional weekend sailor, a competitive racing yachtsman or an avid cruising explorer, the SWIFT 18 is designed for you

In 1977, the French magazine 'Bateaux' formulated the rules for a new class of sailing boat, bridging the gap between the larger dinghies and dayboats, and the smaller offshore racers, with all the best features of both

The SWIFT 18 is the next logical development from this

Designed by experienced ocean going sailors, the SWIFT 18 is a real yacht. Her accommodation provides comfortable living aboard for four, in a boat that can easily handle rough weather if necessary. Above all, she is designed to be a *safe* boat for all the family to enjoy. Young children and teenagers alike will love her; she has been designed to be easy for everyone to handle. The SWIFT 18 is self-righting and unsinkable. Unlike most of the early micro-cup boats that were rather spartan all-out racing machines, the SWIFT 18 is a comfortable, well thought out and brilliantly engineered cruiser-racer. Only the finest materials are used to ensure strength and durability.



.... and the SWIFT 18 is a true trailer-sailor. With a draft of only nine inches with the centreboard raised, she is the easiest boat to launch and recover. With a displacement of approximately 1450lbs (660 Kgs), she is easily towed by the average family car.



When the sun shines just hitch up and explore whole new sailing areas. Above all the SWIFT offers freedom and FUN. With her flat underbody and minimal draft all sorts of new cruising grounds become available; and if you want to leave her on a mud berth, there's no problem - the SWIFT 18 can handle this with no fuss at all. Better still, you can easily put her bows on to a sandy beach - for those summer barbecues!

But if you are getting the idea that the SWIFT 18 is more of a cruising boat than a racing yacht, you'll be in for a pleasant surprise, for the SWIFT 18 is designed to compete as a micro-cup boat. Her hard chine hull gives a great strength/weight ratio, and her superb lines offer minimal wetted surface whilst still providing great static and

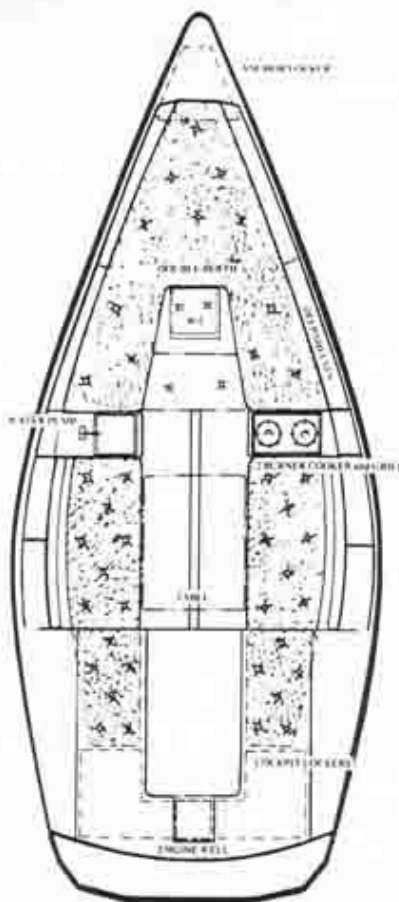


dynamic stability she's stiff - and very fast. So racing or cruising, the SWIFT offers sparkling performance - combined with real safety and comfort. And when the wind drops, or for entering tricky harbours, the outboard engine mounts in a specially designed well at the aft end of the cockpit no chance of dropping the engine over the transom on this boat!

Above all the SWIFT 18 offers outstanding value for money - finest quality materials, superb engineering and top quality craftsmanship combine to give you a yacht that you can be really proud of for years to come, and one that will be admired wherever you go.

Photographs by Tony Howarth, Courtesy of The Telegraph Sunday Colour Magazine

SWIFT 18



WHAT THE SWIFT 18 OFFERS YOU...

The SWIFT 18 is.....

- **UNSINKABLE**
- **SELF-RIGHTING**
- **TRAILER-SAILER FOR ALL THE FAMILY**
- **COMPETITIVE DESIGN MICRO-CUP BOAT**
- **VERY COMFORTABLE CRUISING BOAT, 4 FULL LENGTH BERTHS**
- **PROPER GALLEY, 2 BURNER COOKER and GRILL**
- **MASSES OF GOOD STOWAGE SPACE**
- **REALLY GOOD LOOKING**
- **SUPERBLY ENGINEERED THROUGHOUT**
- **LIFTING CENTREBOARD**
— **DRAWS ONLY 9" UP**
- **DRIES OUT ON A BEACH OR MOORING**
— **NO EXPENSIVE DEEP WATER MOORING NEEDED**
- **BUILT-IN OUTBOARD MOUNTING**
- **TOP QUALITY CRAFTSMANSHIP — GIVING YOU LASTING VALUE.**

19 Shamrock Quay, William Street, Northam,
Southampton SO1 1QL. Telephone (0703) 332566.

Marine
JCA

SWIFT 18

SPECIFICATION

CONSTRUCTION

The SWIFT 18 is strongly constructed in hand laid G.R.P. The hull shape, and the extensive use of woven rovings in the lay-up gives a high strength to weight ratio. Your're unlikely to find such a strong construction in many larger boats. Because we are yachtsmen ourselves, we believe in producing strong, sound yachts with offshore capability.

The uncluttered decks have a non-slip finish moulded into all flat surfaces. All stress areas are extensively reinforced. A complete fibreglass interior unit lines the hull and is fully bonded in. The space between the liner and the hull is then injected with some 650 litres of foam — to provide complete positive buoyancy.

CENTREBOARD

The ballast centreboard is a specially shaped low drag aerofoil section. It weighs 375lbs (170 Kgs), and is constructed in cast iron which is then epoxy coated. The centreboard is lowered and raised by a powerful screw-jack system, allowing the centreboard to be placed in any intermediate position. The handle is conveniently mounted on top of the centreboard case.

SPARS and RIGGING

The SWIFT 18 is designed with 3/4 rig, with top quality spars from Holt-Allen. The tapered section mast is fitted with aerofoil section, swept back spreaders. The mast step is hinged to allow easy raising and lowering the mast. The mast is stayed by stainless steel rigging and chain plates. The back stay comes complete with tensioner. The boom is fully equipped for two slab reefing points.

ACCOMMODATION

Forward there is a full-sized double berth. Two infill sections remove to provide extra space in the daytime and access to the toilet unit. Amidships, to starboard, is a full-size yacht's cooker with double burner and grill. To port is a sink unit — with bowl and fresh water pump. Fresh water is stored in portable containers. A removable galley worktop fits between the cooker and the sink.

19 Shamrock Quay, William Street, Northam,
Southampton SO1 1QL. Telephone (0703) 332566.

There is galley stowage outboard — to port and starboard.

In the main cabin there are full length berths on port and starboard. Under all the berths there are fully lined dry storage bins, moulded in. Deep storage shelves run the full length of the boat on port and starboard providing masses of stowage. There is further stowage under the cockpit sole and in the large cockpit lockers. The removable saloon table mounts neatly over the centreboard case.

All berths are upholstered with 3 inch foam mattresses for maximum comfort. There are comfortable upholstered backrests in the main saloon area, and there is a choice of upholstery colours. On the de luxe version the cabin has full headlining.

DECK and COCKPIT

The bows are fitted with a custom made stemhead fitting, which incorporates a bow roller. The anchor locker has a hinged lid and securing clasp, and is self-draining. There are fairleads forward and aft, and good sized mooring cleats. Over the forward cabin there is a fully opening hatch fitted with smoked perspex top. The main hatch slides into a protective garage unit. Lewmar sheet winches and cleats are fitted to port and starboard. The entrance is wide and provides easy access and plenty of light and air below. When closed up it is fully sealed.

The spacious cockpit has well angled seatbacks and uncluttered side decks. Toe straps can be fitted on the seat edges if desired. There are large cockpit lockers to port and starboard. The starboard locker contains a separate gas bottle stowage which vents overboard. The central outboard motor well allows the mounting of a choice of outboards. A removable cover is fitted over the engine well. The cockpit is self-draining through the engine well. The rudder lifts for shallow waters, and the tiller is fitted with a tiller-extension.

SAILS

The 'Club' and De luxe versions include mainsail and jib in top quality sail cloth. The standard sail colour is white. Optional sails include full racing quality sails from Hood.

TRAILERS

Specially designed for us, we can offer a choice of braked or unbraked trailers for the SWIFT 18. Both are first class, value for money trailers. Specially designed roller beds and strong docking guide arms make for easy boat launch and recovery. For long life, they are constructed of hot galvanised steel. A winch post is included — fitted with direct lift manual winch.

THE SWIFT ASSOCIATION

An active class association is planned — arranging both racing meetings and cruising rallies. In addition, the U.K. micro-cup association has local and National meetings. When you buy your SWIFT 18 your first year's subscription to the Swift Association is paid for you automatically. More details available separately.

DIMENSIONS

Overall Length (pulpit to rudder)	20'5" = 6.28m
L.O.A.	18'0" = 5.5m
L.W.L.	16'4" = 5.02m
Beam	7'11" = 2.44m
Displacement	660 kgs = 1450lbs
Draft	9" Centreboard up 3'6" Centreboard down
Headroom	(max.) 4'4"
Designer	Colin Silvester

FINANCE

Finance for your SWIFT 18 can easily be arranged for up to 80% of the purchase cost (subject to status). We will be pleased to give you further details.

INSURANCE

We have arranged a fully-comprehensive insurance package for your SWIFT 18 that is highly competitive. This provides full cover for twelve months of the year and includes cover in transit, cover for outboard engines and local racing risks, plus third party liability up to £250,000, all for only 1% of the insured value. Full details on request.

